

You **do not have to do anything on the web page**, just close it and return to the learning app.

Now you can log in using the red button with your e-mail address and the password you have selected upon registration:



You will be automatically added to the STORIE test groups. Choose the flag assigned to your group.



Based on the language of the login, the system will offer the language group in which you registered. To change this, click on the flag icon and select the language you want to learn.

You can drag the screen with your fonger (Android) or cursor (webapp) and move it to better see the content:



You can instantly start learning by clicking on the “Play” button below.



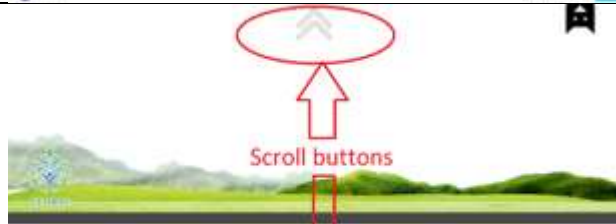
You can access the learning materials using the learning paths (“Play learning paths” button in the upper row, then just push the “start” button on any learning path you wish to study).




If you want to see all available learning paths, you can move the line of learning paths by dragging and moving them left-right with your finger (android) or the cursor (webapp)



Once you clicked on a “start” button and accessed a learning path, you can move the text pages of the application by moving the screen with your fingers (Android) or dragging it and moving it with your cursors (webapp) or using the scroll signs.



There are links in the text materials. If you are using an Android device, you can tap on the links opening a browser on your device and displaying the desired content. Please note that after studying the content on the link, you will have to return to the STORIE learning application using the main navigation menu of your Android device (your browser will not be able to take you back).



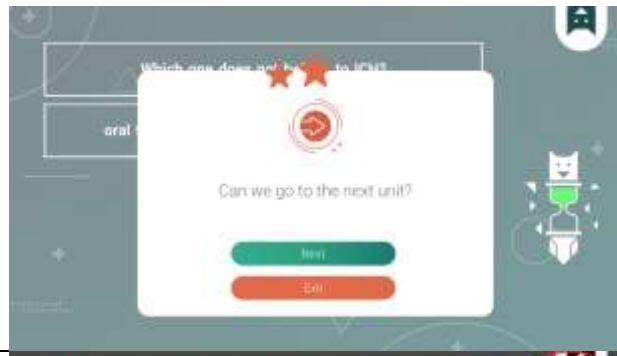
If you are using a webapp, please note that YOU WILL NOT BE ABLE TO ACCESS THE LINK, as this function is not working at the moment.



There are inter-active questions in the learning paths. As they are set to exercise mode, they won't let you exit the question area until you answer them correctly. So please keep trying.



Some questions are considered separate learning units, so please don't be surprised if after a successfully answered question another one is coming.



If you want to navigate in the learning path, you can do it by clicking on the owl hanging in the top-right corner.

Click on the owl to access navigator bar



You will see a navigation bar coming down. You can skip to the next unit, or go back to the previous unit, or exit the application.



In case you exit the application, the system will take note of the location you left the learning path, and when you come back, you will pick up your learning process at the same point, no matter when, or on what device you come back.

If you wish to access a particular chapter of the curricula, it might be easier to use the violet button "Browse curricula".



By tapping/clicking on it, you will access the curricula structured in modules and learning blocks.



Select the module you wish to study, and tap/click on it!



Some materials have 3 levels, so you might have to click on the desired module once more.



Now you see the subject list in the bottom row. You can move the row left and right by dragging it with your finger or your cursor. You can start studying the selected subject by tapping on it.

